

# HOME ENERGY PERFORMANCE REPORT

## ENERGY-EFFICIENCY RECOMMENDATIONS FOR YOUR HOME

**Prepared for:**

Jane Doe Kelly  
123 Main st.  
Portland ,OR 97212

**Year Built:** 1922**Size:** 1375**# of Stories:** 1**Issue date:** September 10, 2012**Prepared by:**

Tony Sage

**Neil Kelly**

804 N Alberta St  
Portland OR, 97217  
503-288-7461  
CCB#: 1663



The many aspects of your home work together as a system to provide you with health, comfort and safety. This Home Energy Performance Plan is your guide to improving these valuable areas of your home.

In this report, you'll find information on your home's existing condition, including current annual estimated energy costs and areas of energy loss, as well as recommended energy-efficiency improvements and estimated savings after improvements are made. Use this report to prioritize the improvements you decide to make to your home.

### Home Performance with ENERGY STAR and Clean Energy Works Oregon

Home Performance with ENERGY STAR is the best way to learn how your home currently works as a system, while reducing energy costs. It is offered in collaboration with U.S. Department of Energy, Building Performance Institute and Energy Trust of Oregon.

Clean Energy Works Oregon works with BPI certified contractors to provide custom energy-improvement and financing packages that require no upfront costs.



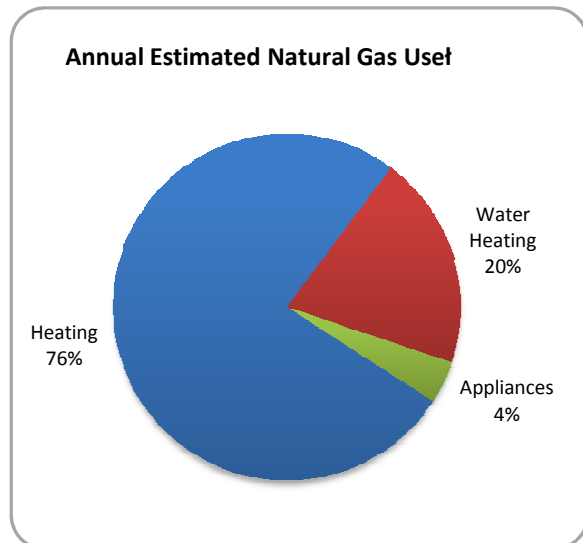
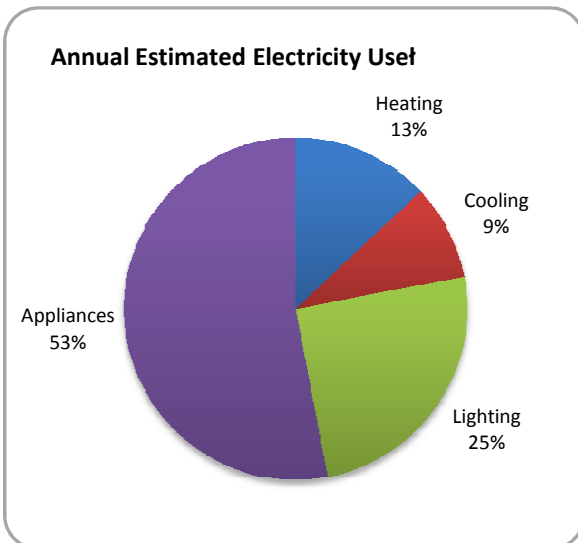
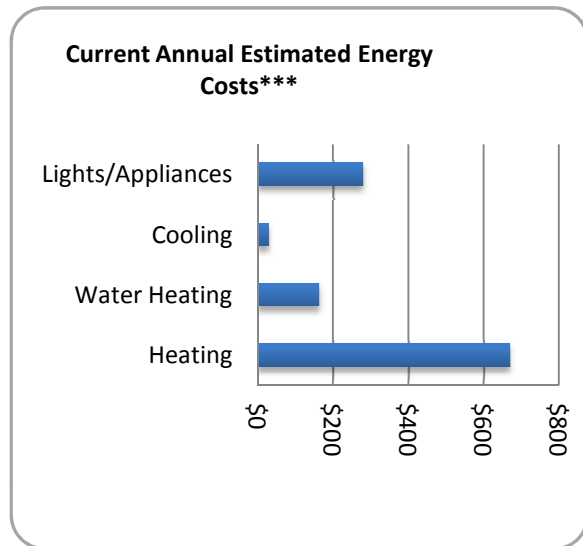
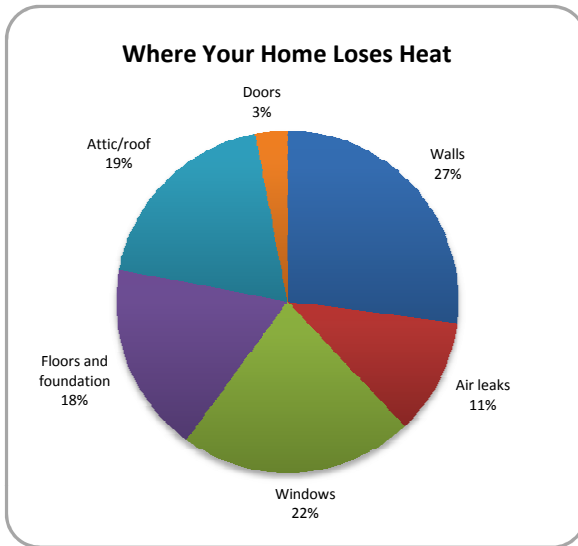
# CURRENT ANNUAL ESTIMATED ENERGY CONSUMPTION

Your home's existing condition and the way you use energy directly impact how much you pay for it. The graphs below provide a visual breakdown of where your home loses heat and the percentage of energy costs based on factors, such as heating and cooling, water heating, appliances and lighting. Use this information to understand how your home currently uses energy and how each component contributes to your annual estimated energy costs.

## YOUR HOME'S EXISTING CONDITION

Attic insulation	R-15
Wall insulation	R-0/R-11
Floor insulation	R-26
Windows	Single Wood
Measured airflow	1875cfm50/12.7 air changes per day
Recommended airflow	1239cfm50/8.4 air changes per day

Heating system	90% afue, 60K btuh, mfd 2007
Water Heater	.59ef, 40 gal, mfd 1999
Cooling system	14 seer, 2-ton, mfd 2007



\* CFM<sub>50</sub> is the measurement of air leaking from a home and ductwork found during diagnostic testing (measured in cubic feet per minute).

\*\*ACH<sub>50</sub> is the measurement of air leaking from a home and ductwork found during diagnostic testing (measured in air changes per hour).

\*\*\*Actual rates may vary by location, utility and use.

† Twelve months of billing history is needed to ensure the most accurate estimates.

# FINDINGS & RECOMMENDATIONS

The packages suggested below prioritize improvements for your home which are the most effective and can help you achieve greater energy efficiency.

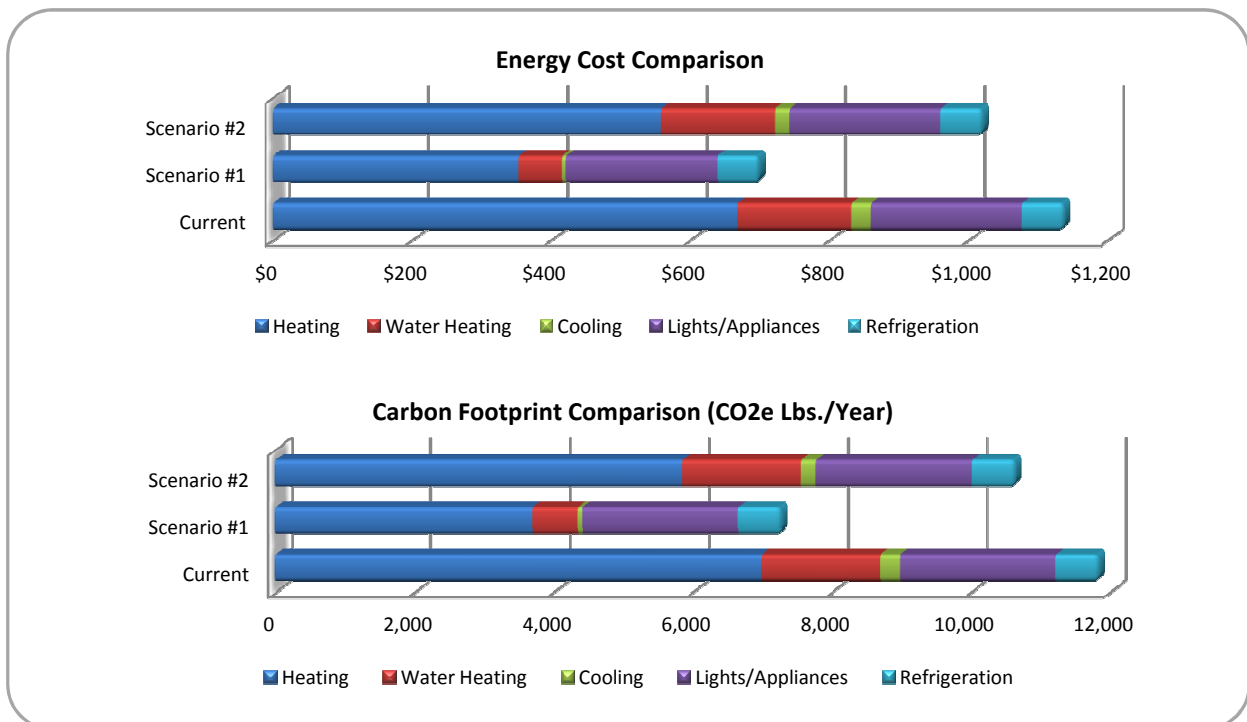
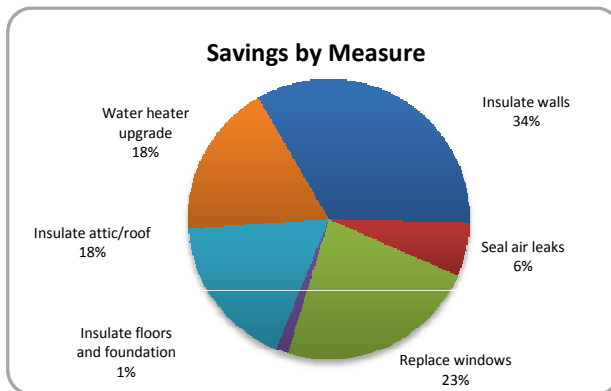
## FINDINGS

This home is in excellent condition. It has significant weatherization improvements with a few remaining measures necessary to complete the thermal boundary (blanket) for this home. Insulation levels in attic are below recommended levels. Exterior wall and rim-joint insulation is incomplete. Windows are highly inefficient and likely contribute to a majority of the remaining air leakage in the home. Currently the home is experiencing 13 air changes per day, approximately 151% of the recommended level. The homes heating is provided by a high efficiency sealed combustion furnace and a mid efficiency Atmospheric (open) drafted water heater. Both appliances are in good operating condition, but the water heaters performance may be effected by additional weatherization measures.

## RECOMMENDATIONS

1. Remove all existing attic insulation to allow for proper air sealing of attic floor. Insulate attic with loose fill insulation to a minimum of R-49
2. Complete exterior wall insulation with dense packed fiberglass insulation to a minimum of R-14, and all exterior rim-joists to R-21
3. Replace windows with high performance multi-glazed units or Indow interior window treatments where appropriate.
- 4.. Replace mid-efficiency atmospheric-draft water heater with high efficiency sealed combustion system.

**Estimated Heat Load Savings\*:** Scenario #1, all recommended measures. **Over 30%**  
Scenario #2, Attic, Rims & Air sealing only **20%**



\*Estimated heat load savings % is based on the homes existing conditions and recommended measures as calculated by Energy Measure Home™. Actual savings will vary and are dependent on many factors, including occupant behavior and weather.